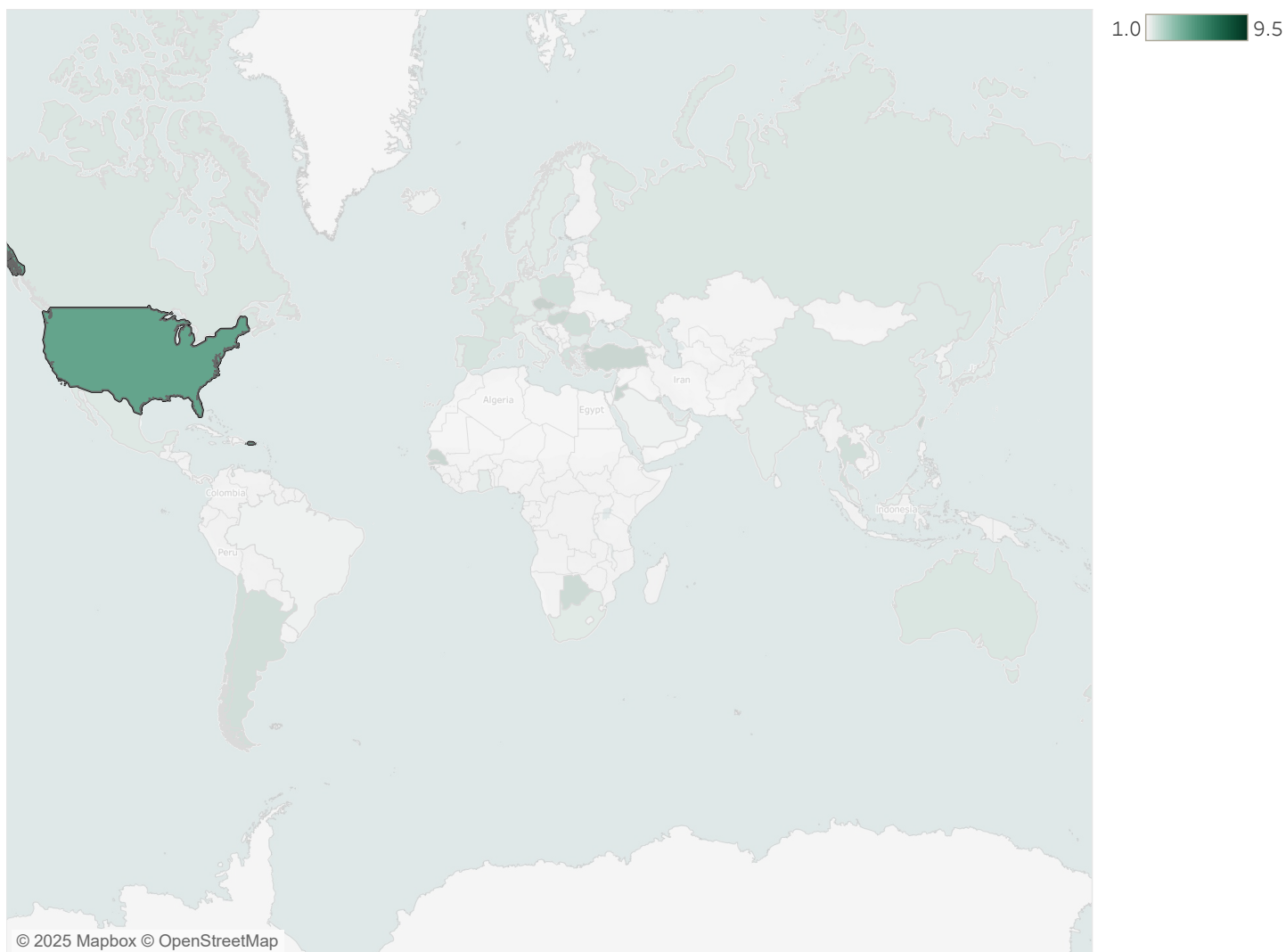


Average Overall Rating By Country



Map based on Longitude (generated) and Latitude (generated). Color shows average of Metric Selected. Details are shown for Place. The data is filtered on Date Month, Seat Type, Traveller Type, Aircraft (group), Continent, Action (MONTH(Date)) and Action (Aircraft (group)). The Date Month filter ranges from March 2016 to October 2023. The Seat Type filter keeps Business Class, Economy Class, First Class and Premium Economy. The Traveller Type filter keeps Null, Business, Couple Leisure, Family Leisure and Solo Leisure. The Aircraft (group) filter keeps 10 of 10 members. The Continent filter keeps 7 of 7 members. The Action (MONTH(Date)) filter keeps 87 members. The Action (Aircraft (group)) filter keeps 10 members.

Summary

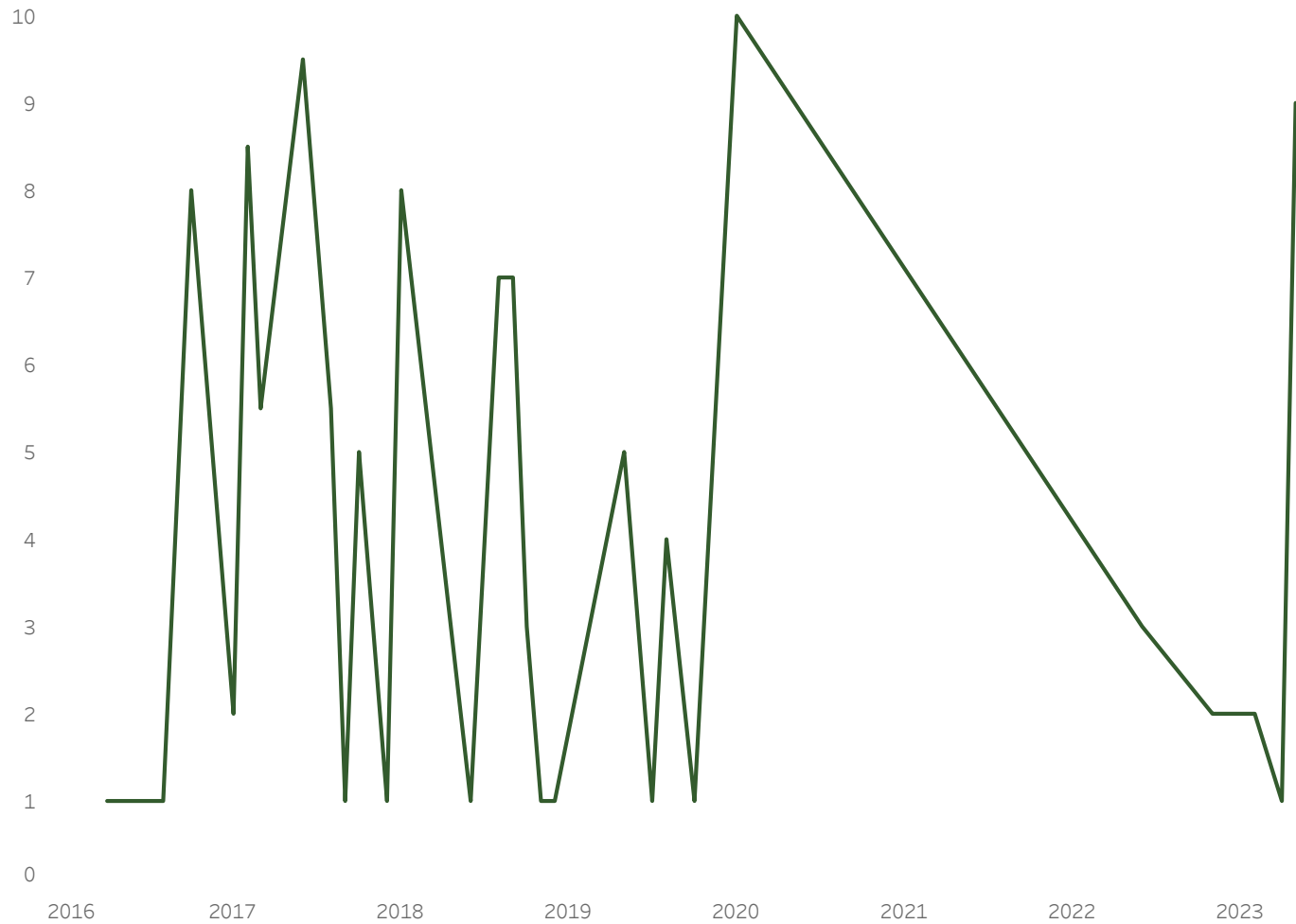
Avg. Rating	Avg. Cabin Staff Service	Avg. Entertainment	Avg. Food Beverages	Avg. Ground Service
4.3	3.5	2.5	2.7	3.3
Avg. Rating	Avg. Cabin Staff Service	Avg. Entertainment	Avg. Food Beverages	Avg. Ground Service

Avg. Rating, Avg. Cabin Staff Service, Avg. Entertainment, Avg. Food Beverages, Avg. Ground Service, Avg. Seat Comfort, Avg. Value For Money, Avg. Rating, Avg. Cabin Staff Service, Avg. Entertainment, Avg. Food Beverages, Avg. Ground Service, Avg. Seat Comfort and Avg. Value For Money. The data is filtered on Aircraft (group), Continent, Seat Type, Traveller Type, Date Month, Action (MONTH(Date)), Action (Place) and Action (Aircraft (group)). The Aircraft (group) filter keeps 10 of 10 members. The Continent filter keeps 7 of 7 members. The Seat Type filter keeps Business Class, Economy Class, First Class and Premium Economy. The Traveller Type filter keeps Null, Business, Couple Leisure, Family Leisure and Solo Leisure. The Date Month filter ranges from March 2016 to October 2023. The Action (MONTH(Date)) filter keeps 87 members. The Action (Place) filter keeps 1 member. The Action (Aircraft (group)) filter keeps 10 members.

Summary

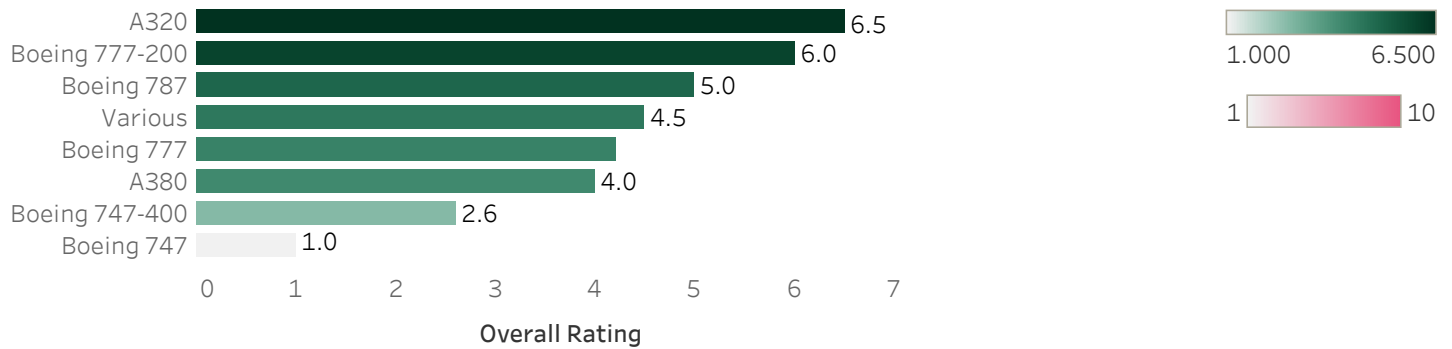
Avg. Seat Comfort	Avg. Value For Money
2.8	2.9
Avg. Seat Comfort	Avg. Value For Money
Avg. Rating, Avg. Cabin Staff Service, Avg. Entertainment, Avg. Food Beverages, Avg. Ground Service, Avg. Seat Comfort, Avg. Value For Money, Avg. Rating, Avg. Cabin Staff Service, Avg. Entertainment, Avg. Food Beverages, Avg. Ground Service, Avg. Seat Comfort and Avg. Value For Money. The data is filtered on Aircraft (group), Continent, Seat Type, Traveller Type, Date Month, Action (MONTH(Date)), Action (Place) and Action (Aircraft (group)). The Aircraft (group) filter keeps 10 of 10 members. The Continent filter keeps 7 of 7 members. The Seat Type filter keeps Business Class, Economy Class, First Class and Premium Economy. The Traveller Type filter keeps Null, Business, Couple Leisure, Family Leisure and Solo Leisure. The Date Month filter ranges from March 2016 to October 2023. The Action (MONTH(Date)) filter keeps 87 members. The Action (Place) filter keeps 1 member. The Action (Aircraft (group)) filter keeps 10 members.	

AverageOverall RatingBy Month



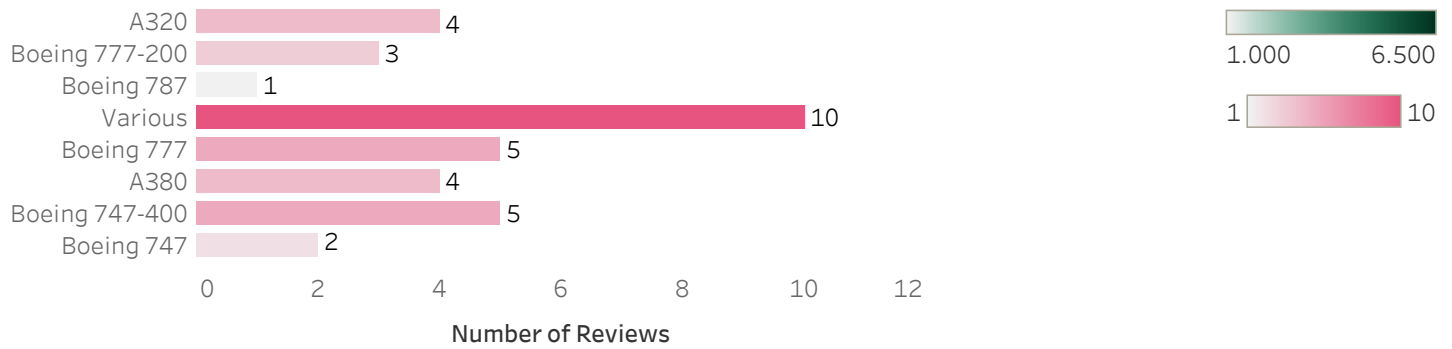
The trend of average of Metric Selected for Date Month. The data is filtered on Aircraft (group), Continent, Seat Type, Traveller Type, Action (Place) and Action (Aircraft (group)). The Aircraft (group) filter keeps 10 of 10 members. The Continent filter keeps 7 of 7 members. The Seat Type filter keeps Business Class, Economy Class, First Class and Premium Economy. The Traveller Type filter keeps Null, Business, Couple Leisure, Family Leisure and Solo Leisure. The Action (Place) filter keeps 1 member. The Action (Aircraft (group)) filter keeps 10 members. The view is filtered on Date Month, which ranges from March 2016 to October 2023.

Average Overall Rating By Aircraft



Average of Metric Selected and count of ba_reviews.csv for each Aircraft (group). For pane Average of Metric Selected: Color shows average of Metric Selected. For pane Count of ba_reviews.csv: Color shows count of ba_reviews.csv. The data is filtered on Continent, Seat Type, Traveller Type, Date Month, Action (MONTH(Date)) and Action (Place). The Continent filter keeps 7 of 7 members. The Seat Type filter keeps Business Class, Economy Class, First Class and Premium Economy. The Traveller Type filter keeps Null, Business, Couple Leisure, Family Leisure and Solo Leisure. The Date Month filter ranges from March 2016 to October 2023. The Action (MONTH(Date)) filter keeps 87 members. The Action (Place) filter keeps 1 member. The view is filtered on Aircraft (group), which keeps 10 of 10 members.

Average Overall Rating By Aircraft



Average of Metric Selected and count of ba_reviews.csv for each Aircraft (group). For pane Average of Metric Selected: Color shows average of Metric Selected. For pane Count of ba_reviews.csv: Color shows count of ba_reviews.csv. The data is filtered on Continent, Seat Type, Traveller Type, Date Month, Action (MONTH(Date)) and Action (Place). The Continent filter keeps 7 of 7 members. The Seat Type filter keeps Business Class, Economy Class, First Class and Premium Economy. The Traveller Type filter keeps Null, Business, Couple Leisure, Family Leisure and Solo Leisure. The Date Month filter ranges from March 2016 to October 2023. The Action (MONTH(Date)) filter keeps 87 members. The Action (Place) filter keeps 1 member. The view is filtered on Aircraft (group), which keeps 10 of 10 members.

British Airways ..

Avg. Rating

4.3

Avg. Rating

Avg. Cabin Staff..

#####

Avg. Entertain..

#####

Avg. Food Bever..

#####

Avg. Ground Ser..

#####

Avg. Seat Comf..

#####

Avg. Value For ..

#####

Pick a metric

- ☒ Overall Rating
- ☐ Cabin Staff Ser..
- ☐ Entertainment
- ☐ Food
- ☐ Ground Service
- ☐ Seat Comfort
- ☐ Value

Month of Date

March 2016 to Oct..

Traveller Type

All

Seat Type

All

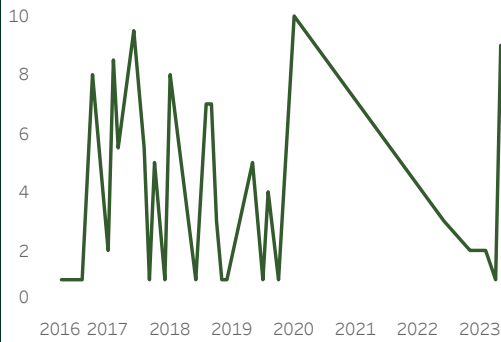
Aircraft (group)

All

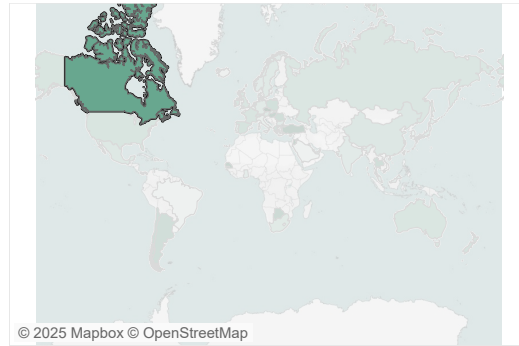
Continent

All

Average Overall Rating By Month



Average Overall Rating By Country



Average Overall Rating By Aircraft

